

California-Asia Business Council (Cal-Asia)

Comparative GDP Performance Statistics

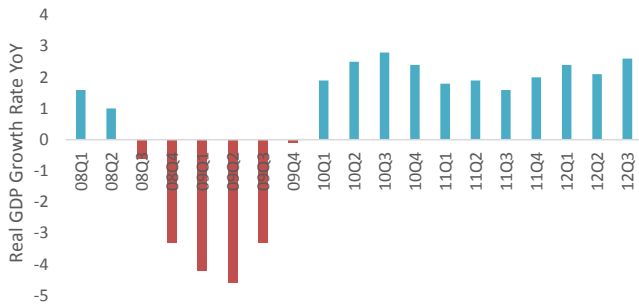
U.S., Euro Area and Asian Economies

Compiled by Saksham Khosla (2013), Hae-Young Chung, Vimal Mahesh and Jason Wu

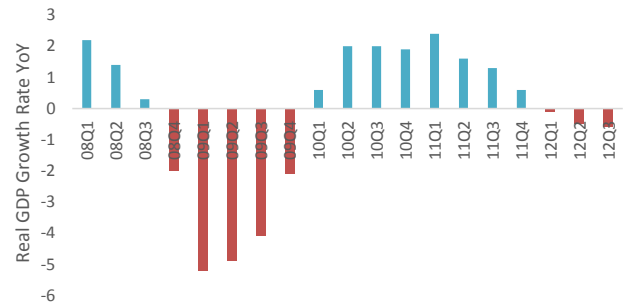
January, 2013



The U.S' GDP Growth Rate
Q1 2008 to Q3 2012



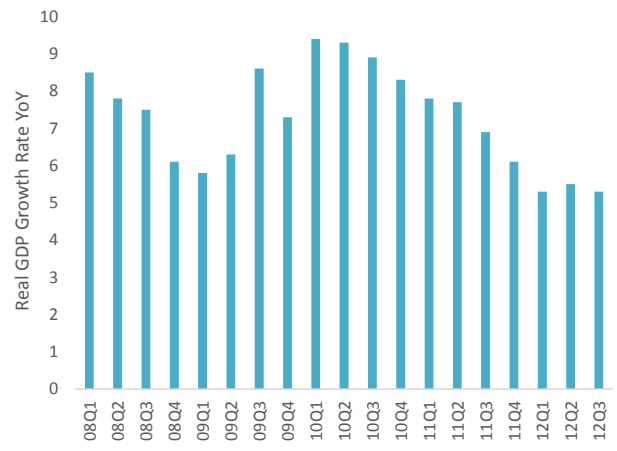
The Euro Area's GDP Growth Rate
Q1 2008 to Q3 2012



Hong Kong's GDP Growth Rate
Q1 2008 to Q3 2012

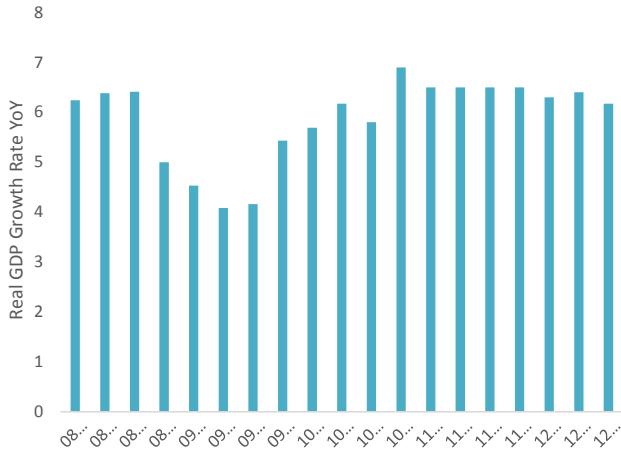


India's GDP Growth Rate
Q1 2008 to Q3 2012

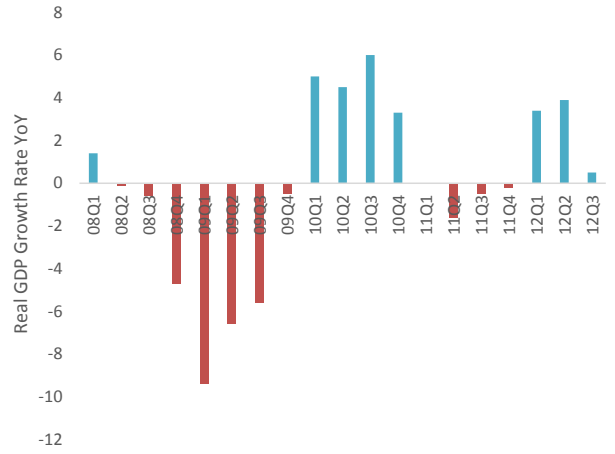




Indonesia's GDP Growth Rate
Q1 2008 to Q3 2012



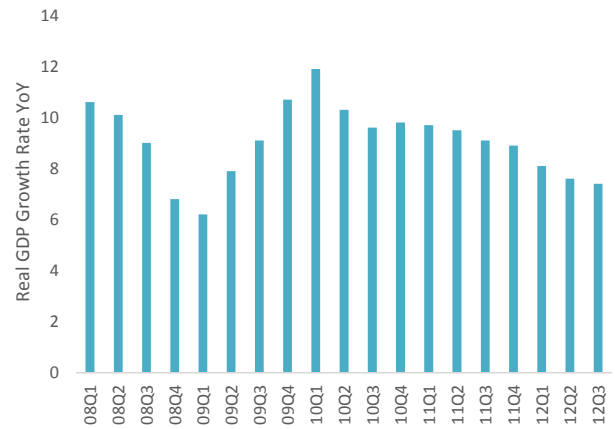
Japan's GDP Growth Rate
Q1 2008 to Q3 2012



Malaysia's GDP Growth Rate
Q1 2008 to Q3 2012

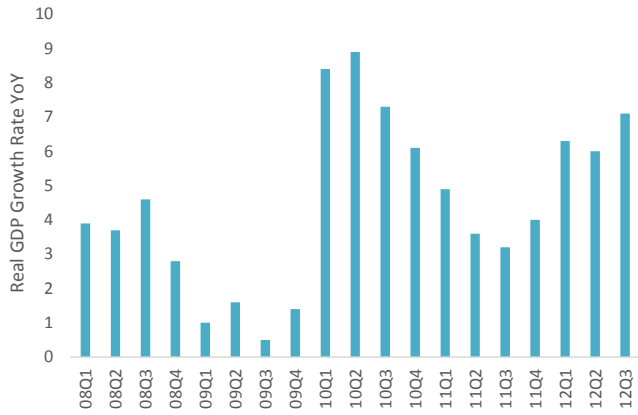


People's Republic of China's GDP Growth Rate
Q1 2008 to Q3 2012





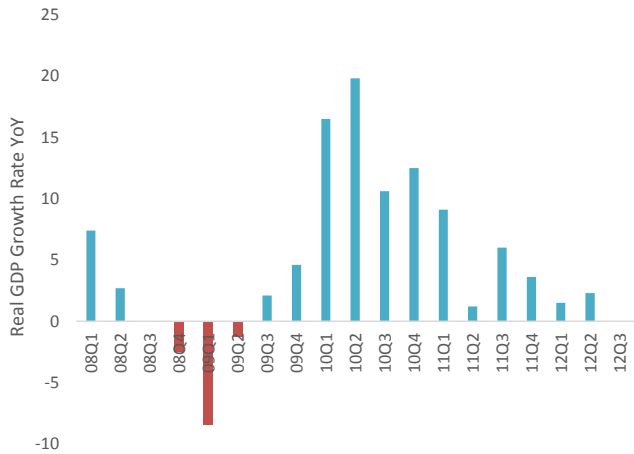
Philippines's GDP Growth Rate
Q1 2008 to Q3 2012



South Korea's GDP Growth Rate
Q1 2008 to Q3 2012



Singapore's GDP Growth Rate
Q1 2008 to Q3 2012

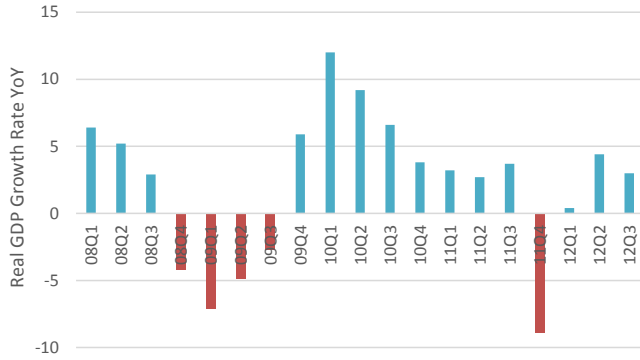


Taiwan's GDP Growth Rate
Q1 2008 to Q3 2012

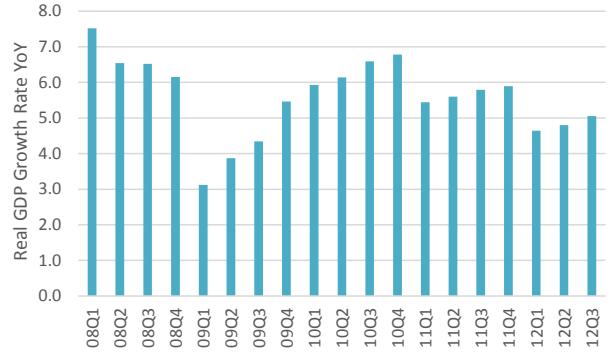




Thailand's GDP Growth Rate
Q1 2008 to Q3 2012



Vietnam's GDP Growth Rate
Q1 2008 to Q3 2012



Sources:

- <http://www.tradingeconomics.com/united-states/gdp-growth-annual>
- <http://www.tradingeconomics.com/euro-area/gdp-growth-annual>
- <http://www.tradingeconomics.com/china/gdp-growth-annual>
- <http://www.tradingeconomics.com/hong-kong/gdp-growth-annual>
- <http://www.tradingeconomics.com/india/gdp-growth-annual>
- <http://www.tradingeconomics.com/indonesia/gdp-growth-annual>
- <http://www.tradingeconomics.com/japan/gdp-growth-annual>
- <http://www.tradingeconomics.com/malaysia/gdp-growth-annual>
- <http://www.tradingeconomics.com/philippines/gdp-growth-annual>
- <http://www.tradingeconomics.com/singapore/gdp-growth-annual>
- <http://www.tradingeconomics.com/south-korea/gdp-growth-annual>
- <http://www.tradingeconomics.com/thailand/gdp-growth-annual>
- <http://www.tradingeconomics.com/taiwan/gdp-growth-annual>
- <http://www.tradingeconomics.com/vietnam/gdp-growth-annual>